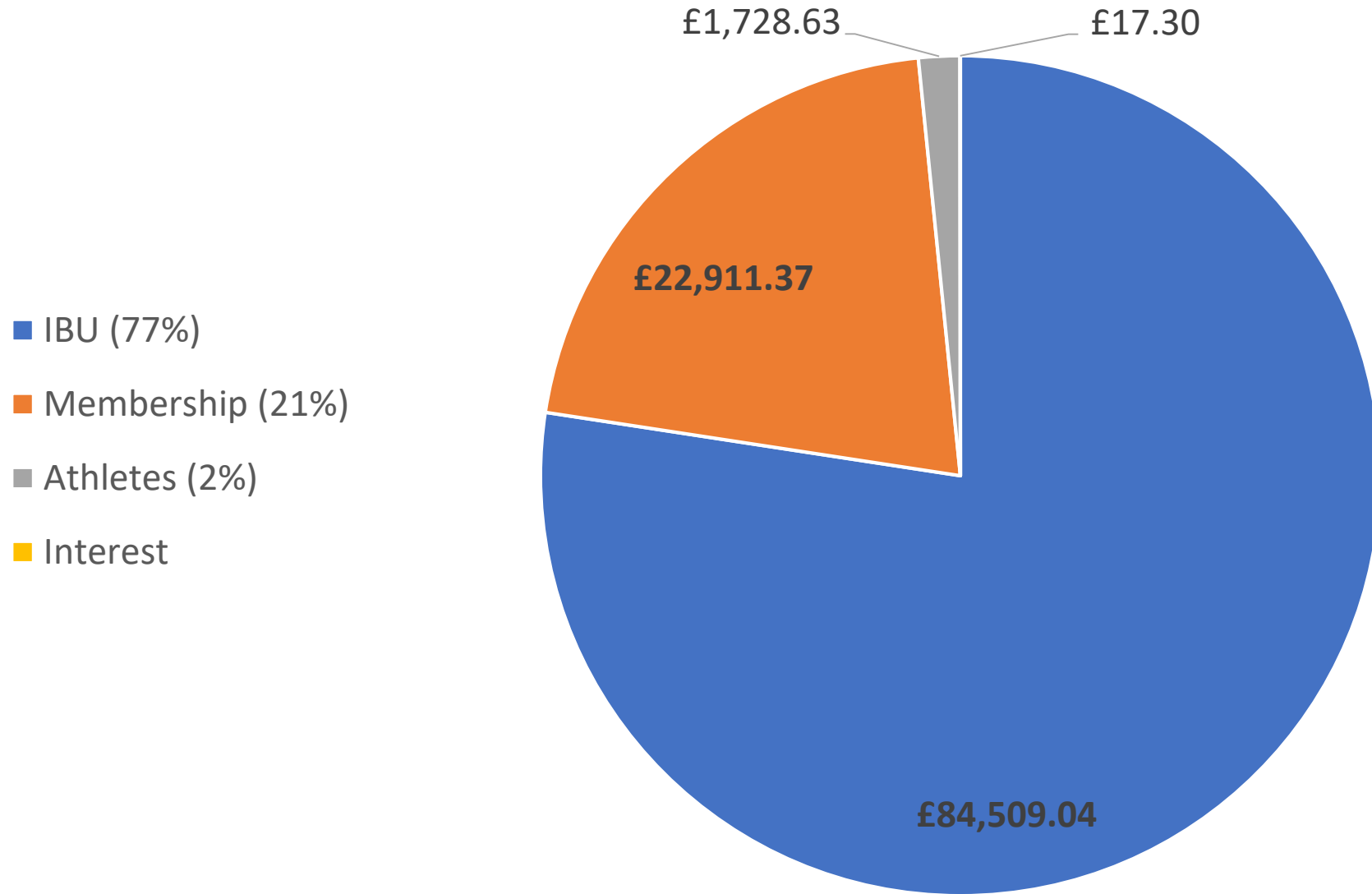


# BBU Financial Report

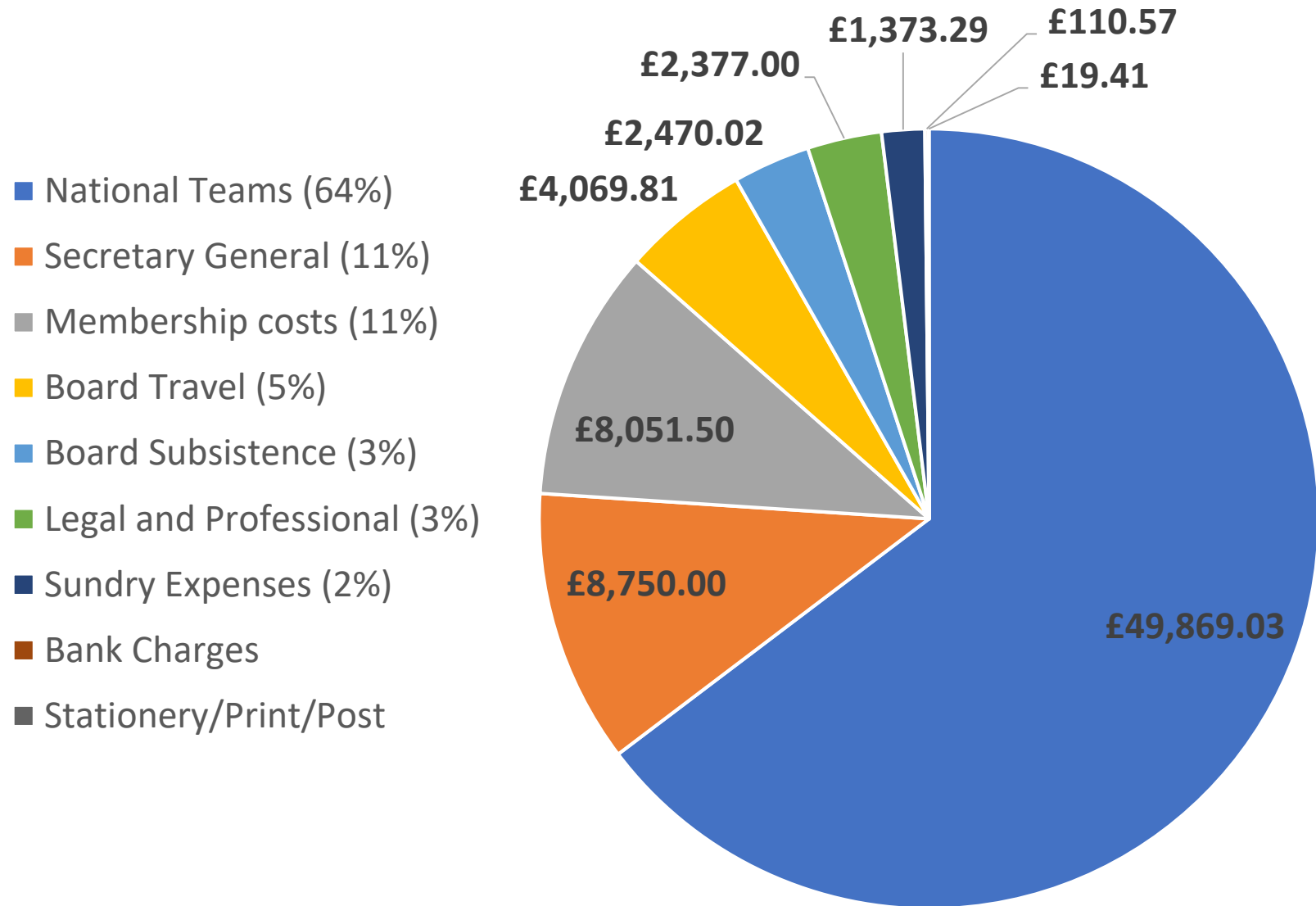
# Year on Year Comparison

	2016/17	2017/18	2018/19
<b>Income</b>	<b>£143,911</b>	<b>£82,207</b>	<b>£109,166</b>
IBU	£112,083 (72%)	£76,000 (92%)	£84,509 (77%)
AWSA	£27,000 (28%)	£1,800 (2%)	£0.00
Subscriptions	£2,388 (2%)	£2,692 (3%)	£22,911 (21%)
<b>Expenditure</b>	<b>£115,646</b>	<b>£62,206</b>	<b>£77,090</b>
National Team	£82,873 (72%)	£42,512 (68%)	£49,869 (64%)
Administration Costs	£32,773 (28%)	£19,694 (32%)	£19,170 (25%)
Membership Costs	N/A	N/A	£8,051 (11%)
<b>Income over Expenditure</b>	<b>£28,265</b>	<b>£19,987</b>	<b>£32,076</b>

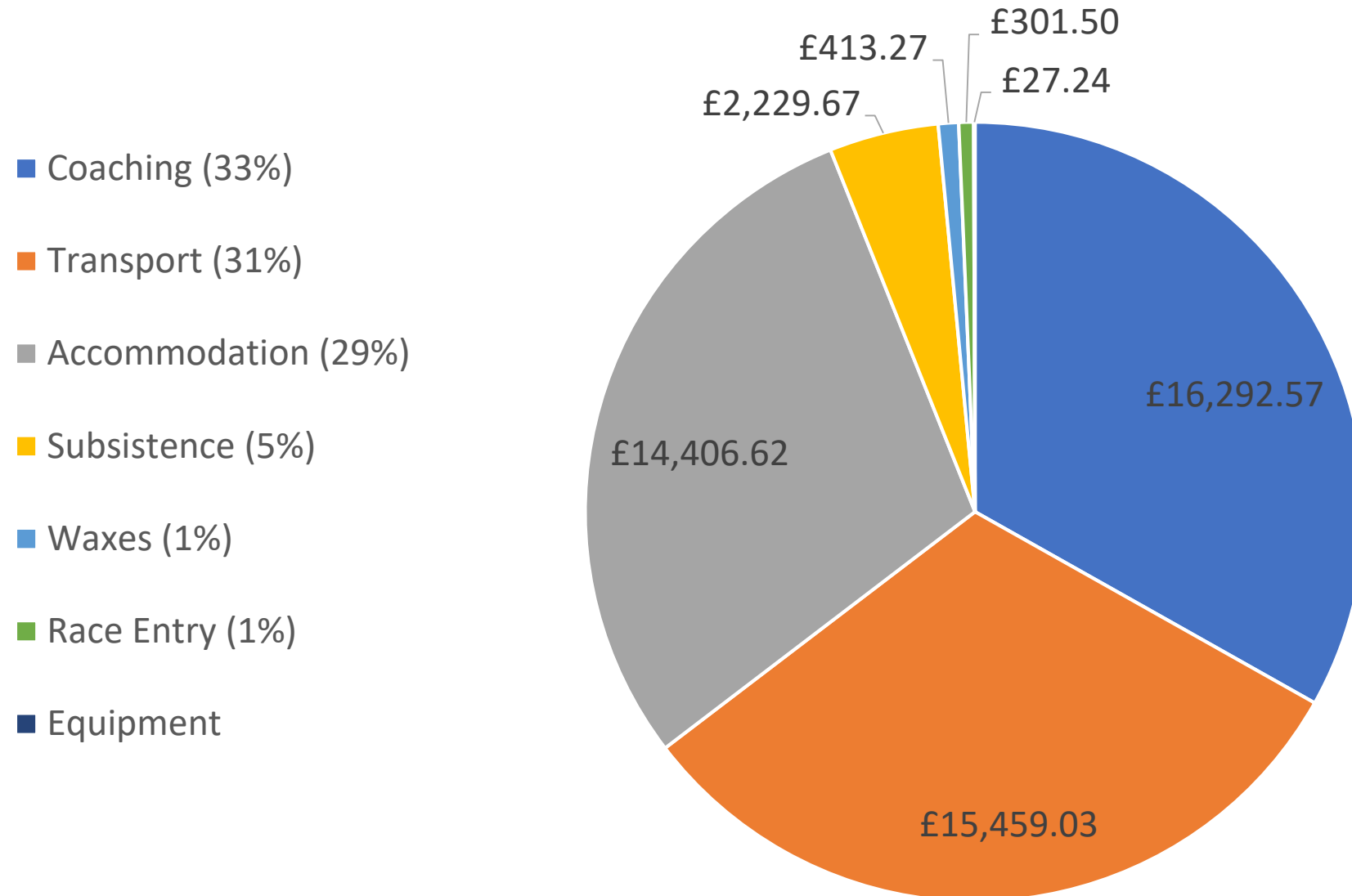
# BBU Income 1 Jul 18 – 30 Jun 19



# BBU Expenditure 1 Jul 18 – 30 Jun 19



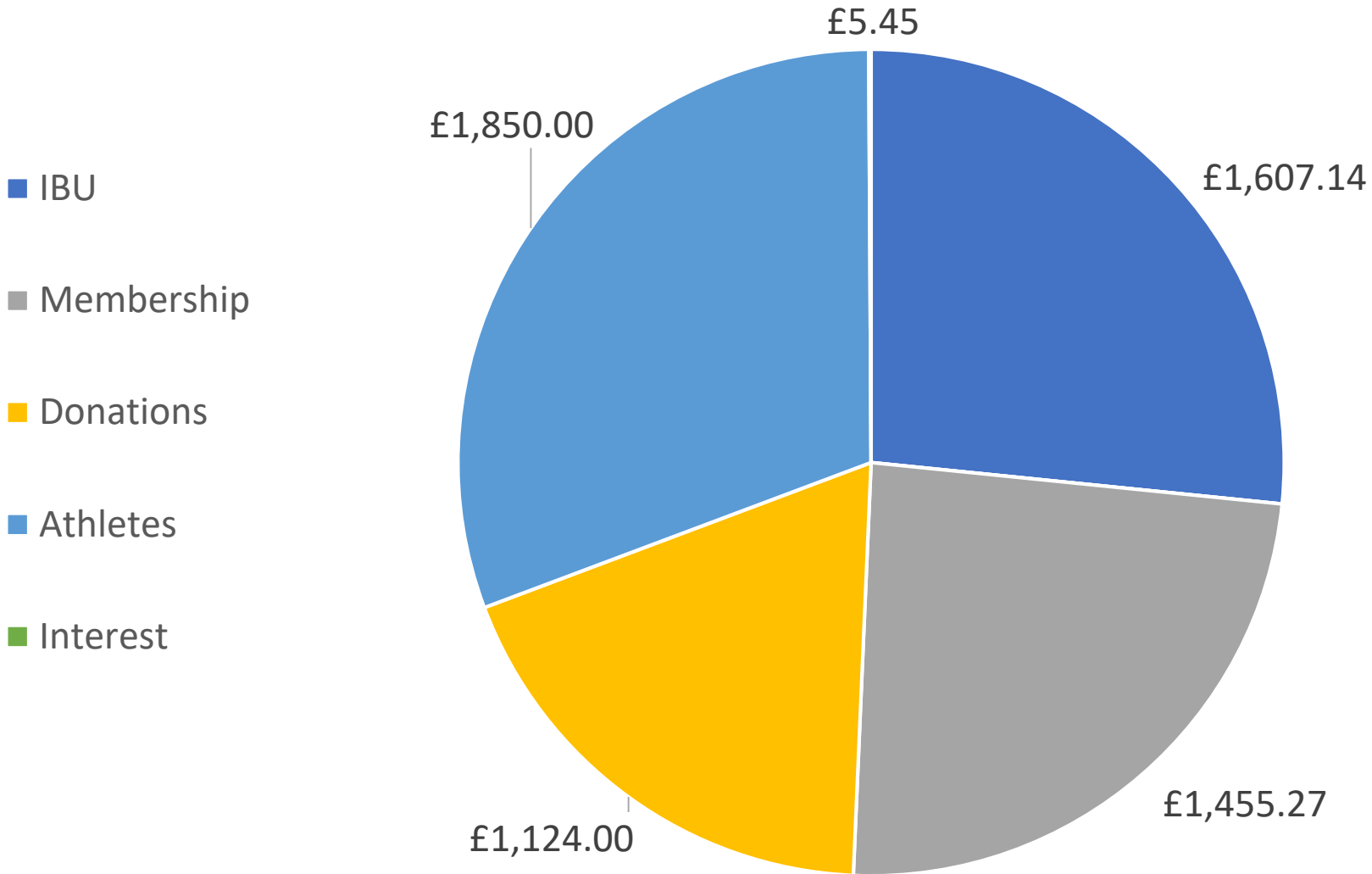
# National Team Expenditure 1 Jul 18 – 30 Jun 19



# Income/Expenditure 1 Jul – 10 Oct 19

<b>Income</b>		
IBU (27%)	£	1,607.14
Membership (24%)	£	1,455.27
Donations (19%)	£	1,124.00
Athletes (31%)	£	1,850.00
Interest	£	5.45
<b>TOTAL</b>	<b>£</b>	<b>6,041.86</b>
<b>Expenditure</b>		
National Teams (84%)	-£	31,788.28
Secretary General (5%)	-£	2,400.00
Board Travel (1%)	-£	390.94
Board Subsistence	-£	136.00
Bank Charges	-£	18.62
Stationery/Print/Post (1%)	-£	203.97
Membership costs (6%)	-£	2,252.46
Sundry Expences (1%)	-£	506.33
<b>TOTAL</b>	<b>-£</b>	<b>37,696.60</b>

# BBU Income 1 Jul 19 – 10 Oct 19



# BBU Expenditure 1 Jul 19 – 10 Oct 19

